

# MPVE

## FOAM CONCENTRATE PROPORTIONING DEVICE

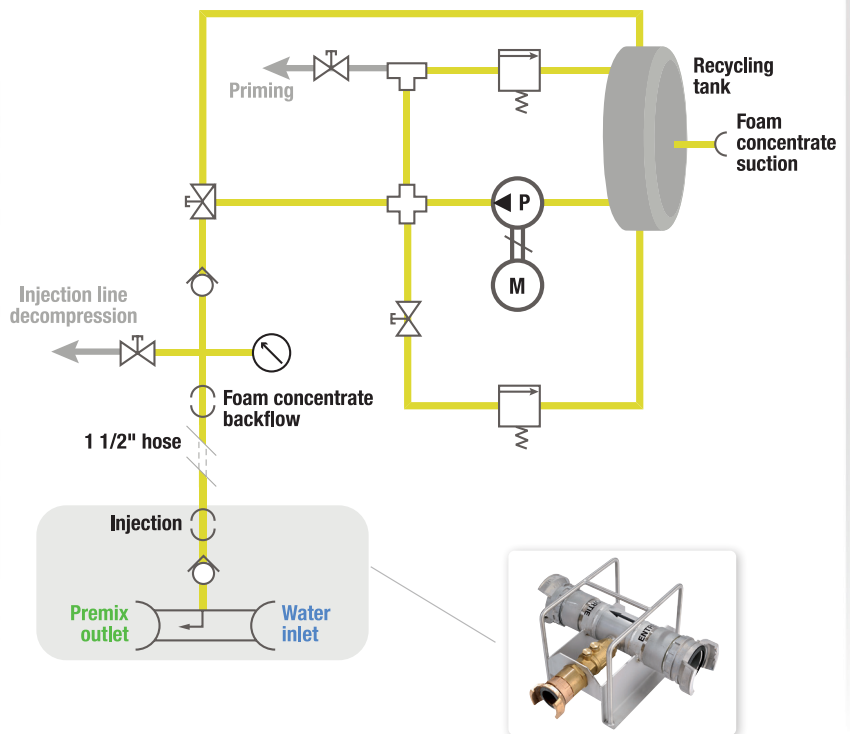
Stand-alone Skid

Class B




### FEATURES



	120	180
<b>Pump flow range</b>	60 to 120 lpm	90 to 180 lpm
<b>Pump type</b>	Piston	Piston
<b>Suction</b>	-0.6 bar	-0.6 bar
<b>Pressure</b>	16 bar	16 bar
<b>Dosing range</b>	3 to 6%	3 to 6%
<b>Motorisation</b>	Thermal	Thermal
<b>Product viscosity compatibility</b>	< 220 Mpa.s <sup>(1)</sup> at 20°C	< 220 Mpa.s <sup>(1)</sup> at 20°C
<b>Priming</b>	Manual	Manual

<sup>(1)</sup> At 375 s<sup>-1</sup> shear rate following the norm EN 1568-3:2018



### POSSIBLE OPTIONS

-  External suction hose
-  Water line injector
-  Product transfer

-  Protective cover
-  Electric start

